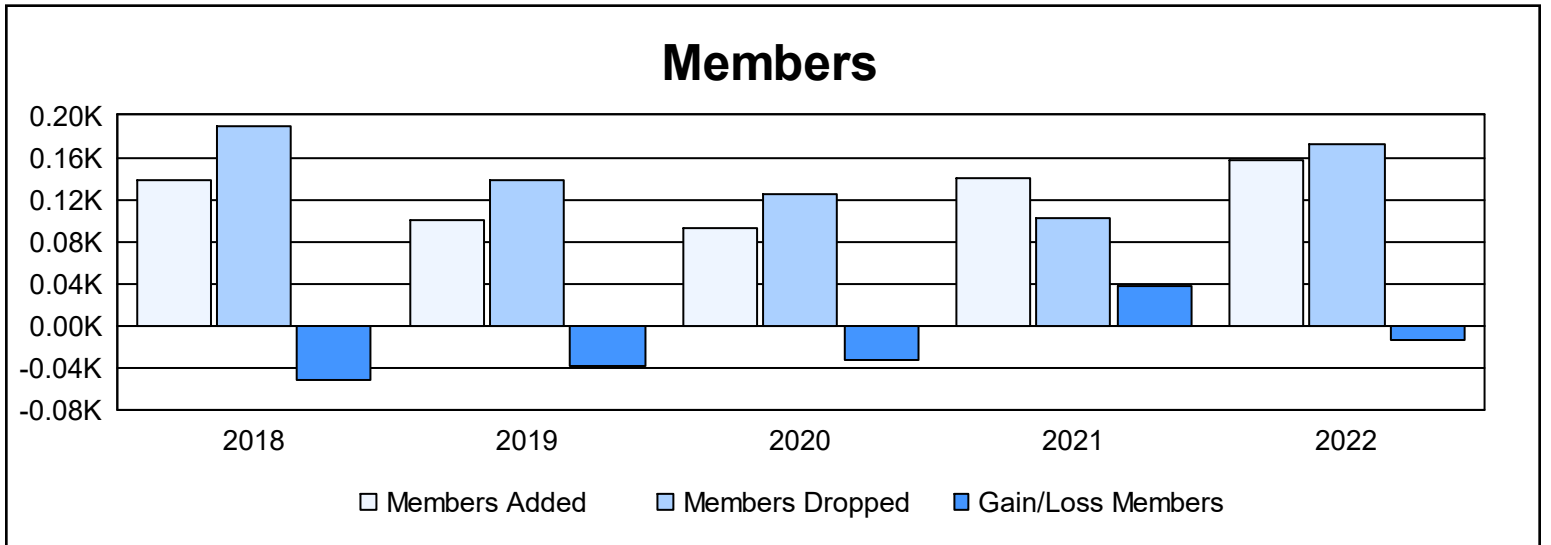
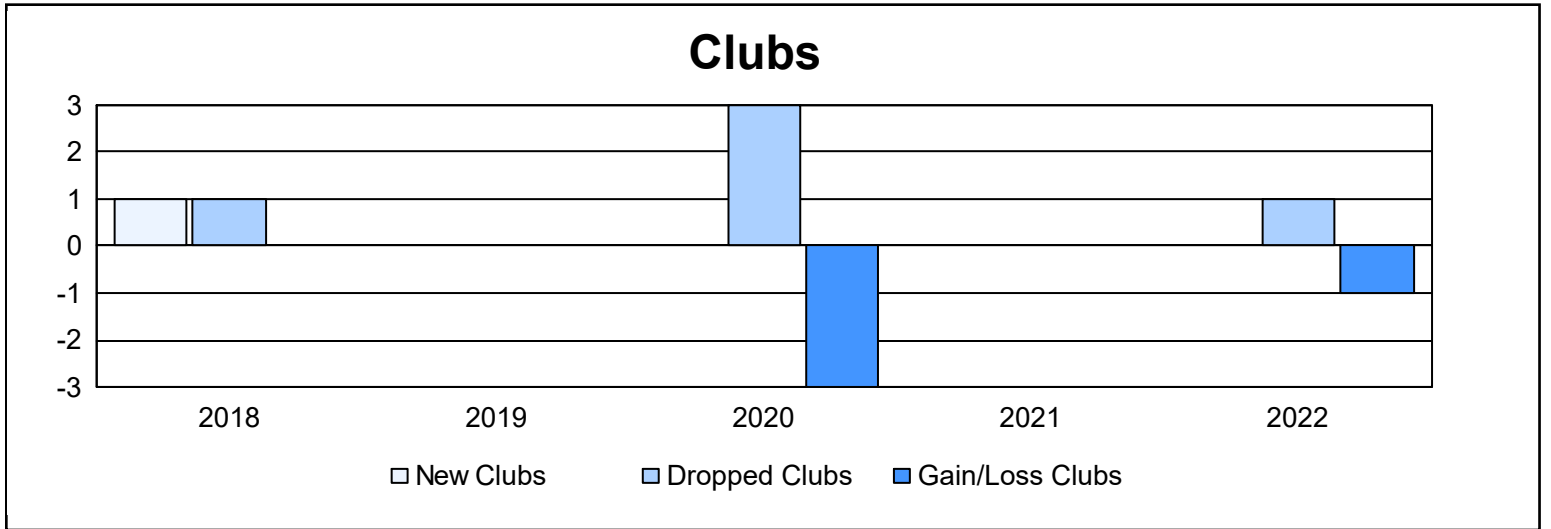
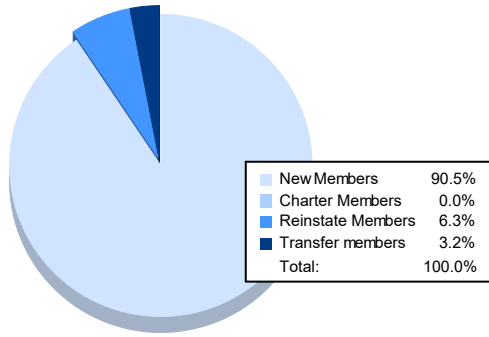


| Year           | New Clubs | Dropped Clubs | Gain/ Loss Clubs | New Members | Charter Members | Reinstate Members | Transfer Members | Total Member Added | Total Members Dropped | Gain/ Loss Members |
|----------------|-----------|---------------|------------------|-------------|-----------------|-------------------|------------------|--------------------|-----------------------|--------------------|
| 2017-2018      | 1         | 1             | 0                | 84          | 26              | 10                | 18               | 138                | 190                   | -52                |
| 2018-2019      | 0         | 0             | 0                | 84          | 2               | 13                | 1                | 100                | 138                   | -38                |
| 2019-2020      | 0         | 3             | -3               | 79          | 1               | 8                 | 4                | 92                 | 125                   | -33                |
| 2020-2021      | 0         | 0             | 0                | 130         | 1               | 4                 | 5                | 140                | 103                   | 37                 |
| 2021-2022      | 0         | 1             | -1               | 143         | 0               | 10                | 5                | 158                | 172                   | -14                |
| <b>Average</b> | <b>0</b>  | <b>1</b>      | <b>-1</b>        | <b>104</b>  | <b>6</b>        | <b>9</b>          | <b>7</b>         | <b>126</b>         | <b>146</b>            | <b>-20</b>         |



### Membership Composition June 2022 Cumulative



### Gender Composition June 2022 Cumulative

